



Year 11 Progress Report

January 2017

Student:

Tutor Group:

Attendance: 95.3%

This report shows whether your daughter is making the expected level of progress in each subject. Subjects are GCSE unless otherwise stated

Subject	End of Year 11 Target Grade	Current Teacher Assessment	End of Year 11 Projected Grade	Progress Indicator	Behaviour For Learning
English Language	4	2+	3		1
English Literature	4	2	3		1
Maths	4	2-	4		3

Art	D	C-	C		2
Child Dev BTEC First Award	L2P	L2P+	L2M		2
French	D	G+	F		3
Science	D	F	E		1

End of Year 11 Target Grade

This is the minimum grade that your daughter should aim to achieve in her final examination. Targets are based on her attainment in the Key Stage 2 SAT's or baseline assessments.

Current Teacher Assessment

This is the GCSE/GCSE equivalent grade your daughter is currently working at based on assessments completed in class.

End of Year 11 Projected Grade





This is the grade your daughter is currently predicted to achieve at the end of her course.

Grades

- English and Maths GCSE grades are 9 through to 1, plus 0 for ungraded.
- Other subjects' GCSE grades are A* through to G, plus U for ungraded.
- BTEC First Award grades are Distinction*, Distinction, Merit, Pass at Level 2, (L2D*, L2D, L2M, L2P), Pass at Level 1 (L1P) or Fail (F).
- Cambridge National grades are Distinction*, Distinction, Merit, Pass at Level 2 (D2*, D2, M2, P2), Distinction, Merit, Pass at Level 1 (D1, M1, P1) or Fail (F).
- JSLA grades are Pass or Fail (P, F).
- X signifies "no entry".

Progress Indicator

Students who achieve their target grades are making progress in line with that of all students nationally. The Progress Indicator can be interpreted as follows:

-  On track to make more than expected progress
-  On track to make expected progress
-  Expected to be 1 grade below target
-  Expected to be 2 or more grades below target

Behaviour For Learning

This is an assessment of your daughter's attitude, concentration, effort, equipment, homework, punctuality and other behaviours that affect her learning.

It is a 1 – 4 scale where:


1 = Excellent 2 = Good 3 = Requires Improvement 4 = Unsatisfactory

Attendance

The Academy expects a minimum attendance of 97.5%. There is a strong link between attendance and attainment. National evidence shows that missing 17 days per year reduces Key Stage 4 results by one whole grade on average.

Any questions regarding this report should be directed to the appropriate Curriculum Leader. Where concerns cover a range of subjects please contact the appropriate House Leader through the school office.

Yours sincerely,



Mr A. Kenyon

Assistant Principal